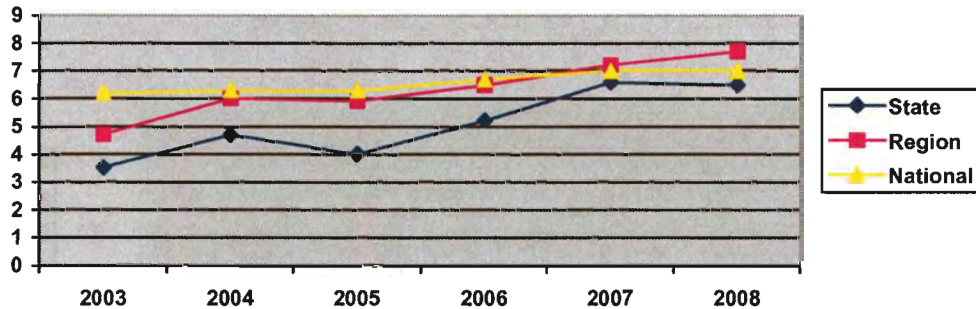


Nursing Home Statistics  
11/13/08 Provider Group Meeting

**Top Ten Tags for Quarter 4 2008**

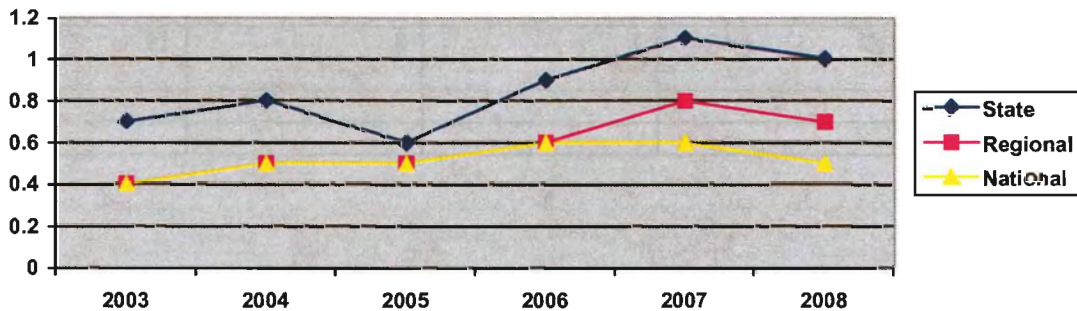
- F371 – Sanitary Conditions – Food Prep and Service (32)
- F281 – Professional Services (31)
- F323 – Accidents and Supervision (30)
- F253 – Housekeeping/Maintenance of Resident care Areas (23)
- F309 – Quality of Care (22)
- F315 – Urinary Incontinence (21)
- F514 – Clinical Records (19)
- F225 – Abuse Prevention Policies and Procedures (18)
- F157 – Notification of Change (15)
- F329 – Unnecessary Drugs (15)
- F441 – Infection Control Program (15)

**Average Number of Deficiencies**



**Standard Surveys**

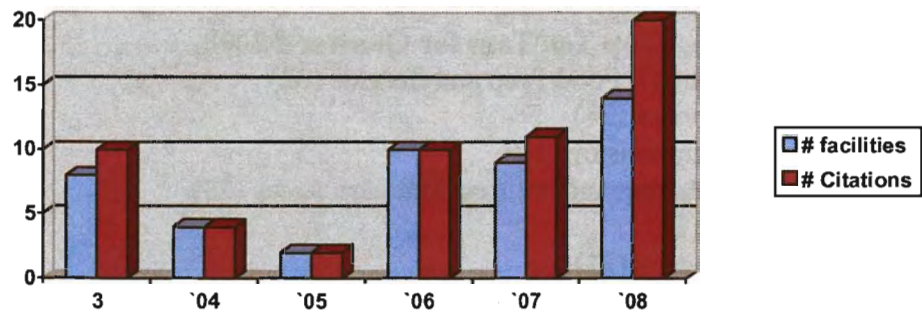
	2003	2004	2005	2006	2007	2008			
State	3.5	4.7	4	5.2	6.6	6.5			
Regional	4.7	6	5.9	6.5	7.2	7.7			
National	6.2	6.3	6.3	6.7	7	7			



**Complaint Surveys**

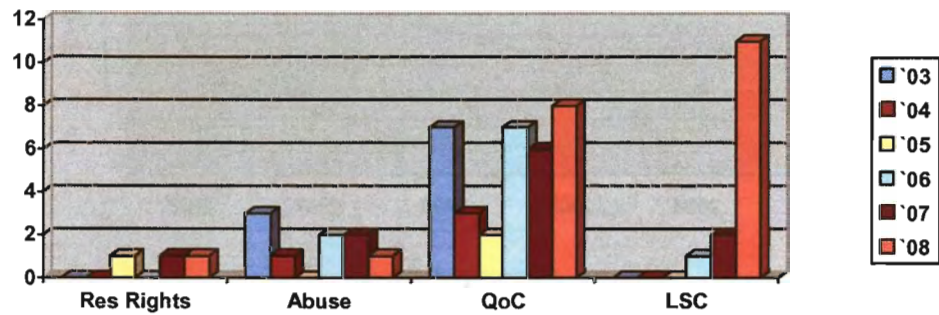
	2003	2004	2005	2006	2007	2008			
State	0.7	0.8	0.6	0.9	1.1	1			
Regional	0.4	0.5	0.5	0.6	0.8	0.7			
National	0.4	0.5	0.5	0.6	0.6	0.5			

### Immediate Jeopardy



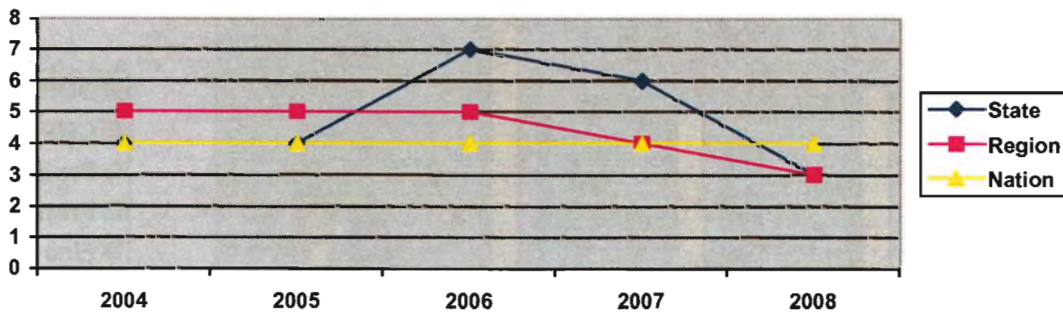
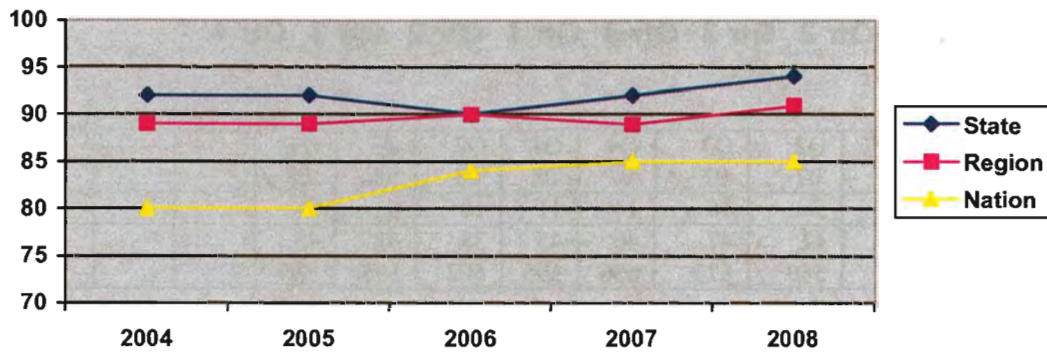
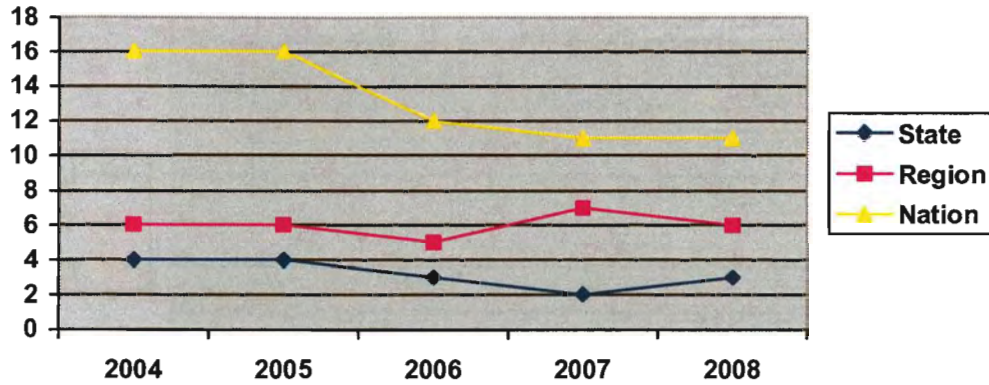
	'03	'04	'05	'06	'07	'08					
# facilities	8	4	2	10	9	14					
# citations	10	4	2	10	11	20					

### Immediate Jeopardy by Tag Groupings



	Rights	Abuse	QoC	LSC
'03	0	3	7	0
'04	0	1	3	0
'05	1	0	2	0
'06	0	2	7	1
'07	1	2	6	2
'08	1	1	8	11

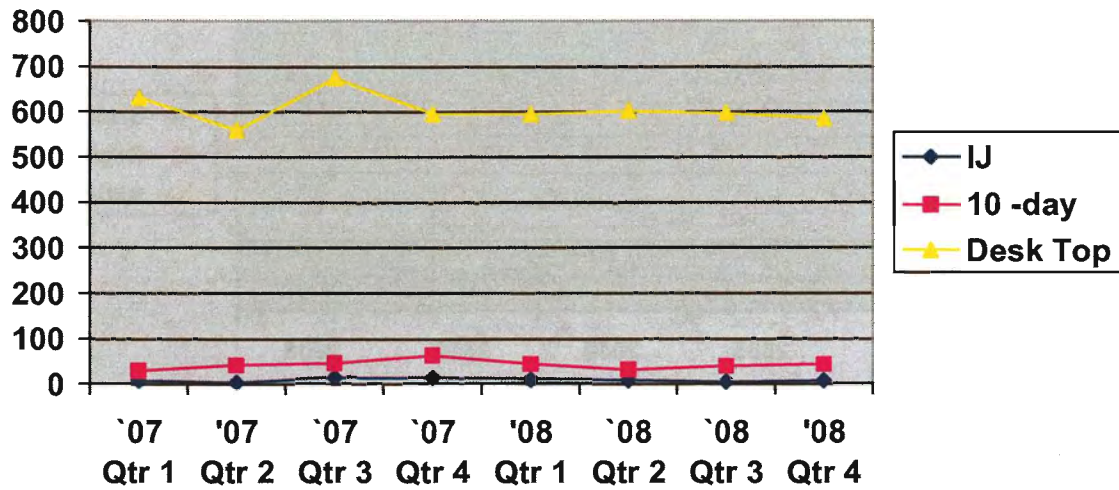
Scope/Severity Citation Numbers  
Potential for less than minimal harm (A, B, C)



	FY2004			FY2005			FY2006			FY2007			FY2008		
	S	R	N	S	R	N	S	R	N	S	R	N	S	R	N
Potential < minimal	28	288	6909	33	544	13383	31	553	12854	29	598	12064	33	606	10311
	4%	6%	16%	4%	6%	16%	3%	5%	12%	2%	7%	11%	3%	6%	11%
Potential Minimal	588	4266	35526	829	8261	79552	1061	9044	89291	1211	9599	91414	1073	9405	85623
	92%	89%	80%	92%	89%	80%	90%	90%	84%	92%	89%	85%	94%	91%	85%
Harm	25	213	1604	34	416	3461	78	486	4169	76	456	4094	40	350	1297
	4%	5%	4%	4%	5%	4%	7%	5%	4%	6%	4%	4%	3%	3%	4%

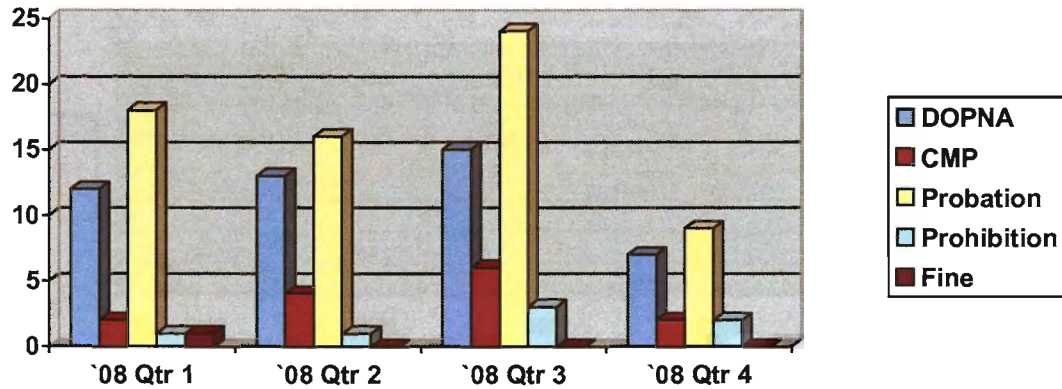
Unable to do stats by area of state at this time.

### Complaint Triage Data



	Q1 '07	Q2 '07	Q3 '07	Q4 '07	Q1 '08	Q2 '08	Q3 '08	Q4 '08			
IJ	9	5	16	14	11	10	6	9			
10-day	30	42	47	46	45	33	41	45			
desktop	631	560	675	636	596	602	598	586			

### Enforcement and Disciplinary Action

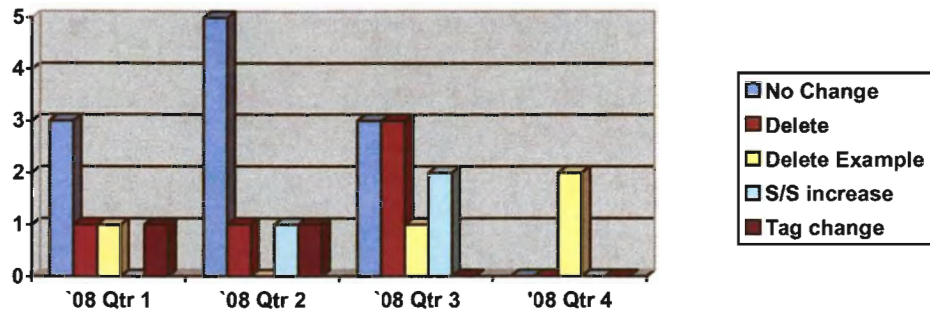


	1 <sup>st</sup> Qtr 2008	2 <sup>nd</sup> Qtr 2008	3 <sup>rd</sup> Qtr 2008	4 <sup>th</sup> Qtr 2008				
DOPNA	12	13	15	7				
CMP	2	4	6	3				
Probation	18	16	24	9				
Prohibition	1	1	3	2				
Fine	1	0	0	0				

### Informal Dispute Resolutions

**5 requested this quarter for 5 tags:**

- 1 withdrew
- 2 awaiting meetings
- 2 completed – 1 awaiting RO decision and 1 results below



	Q1 '08	Q2 '08	Q3 '08	Q4 '08								
No change			3	0								
Delete Tag			3	0								
Example Delete			1	2								
S/S decrease			2	0								
Tag # changed			0	0								

### IDR Comparison PRO to Health Reviewer

	Qtr 1 '08		Qtr 2 '08		Qtr 3 '08		Qtr 4 '08		Qtr 1 '09	
	PRO	HEALTH	PRO	HEALTH	PRO	HEALTH	PRO	HEALTH	PRO	HEALTH
No change	6	2	0	7	1	2	0	0		
Delete	1	2	2	2	1	2	0	0		
Example Delete	0	1	2	0	0	1	0	2		
S/S decrease	0	1	0	1	2	0	0	0		
Tag Change	0	1	0	1	0	0	0	0		

**Still working on data to enable percentages for better comparison.**